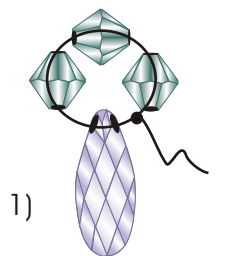
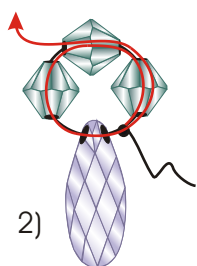


## Criss Cross Crystal Earrings



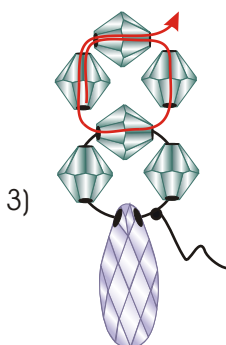
1)

1) Thread a needle with 2 feet of Fireline thread. String up 1 crystal drop and 3- 4mm crystals. Reinforce the circle several times. Tie an over hand knot



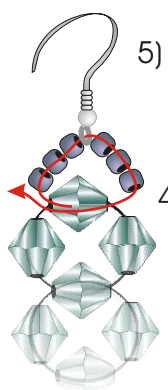
2)

2) Relocate so you are exiting a top crystal.



3)

3) Add 3 crystals and connect to the top crystal you were exiting. Reinforce a few times and exit the top crystal. Continue till desired length.



5)

4)

4) Exiting the top crystal add 6- 11/0 seed beads and reinforce several times.

5) Attach earwires thru seed bead loop, wear and be ready for everyone to love your earrings!

